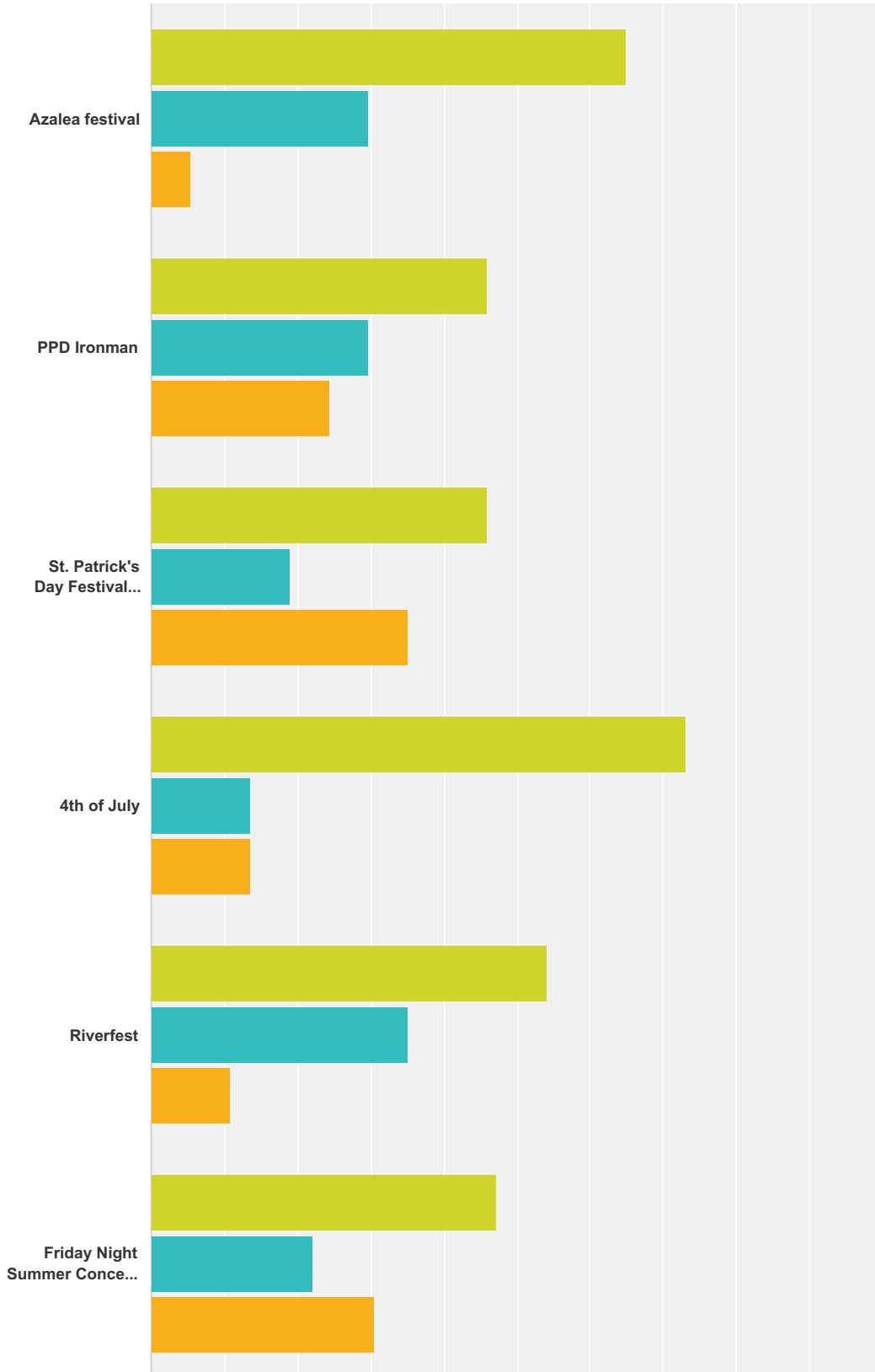
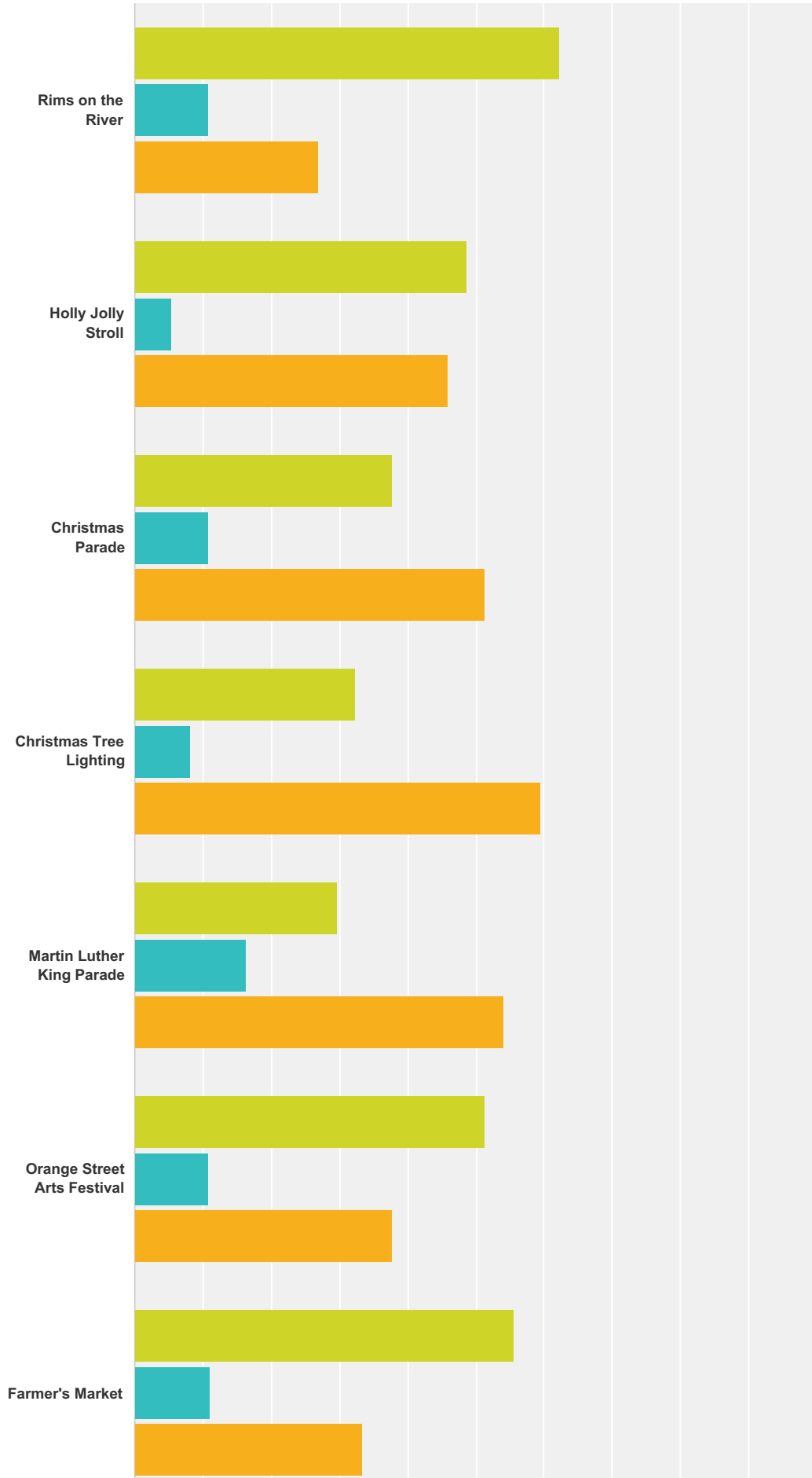


**Q1 Itemized below is a list of existing downtown events. Please identify how the event impacts your business and reason.**

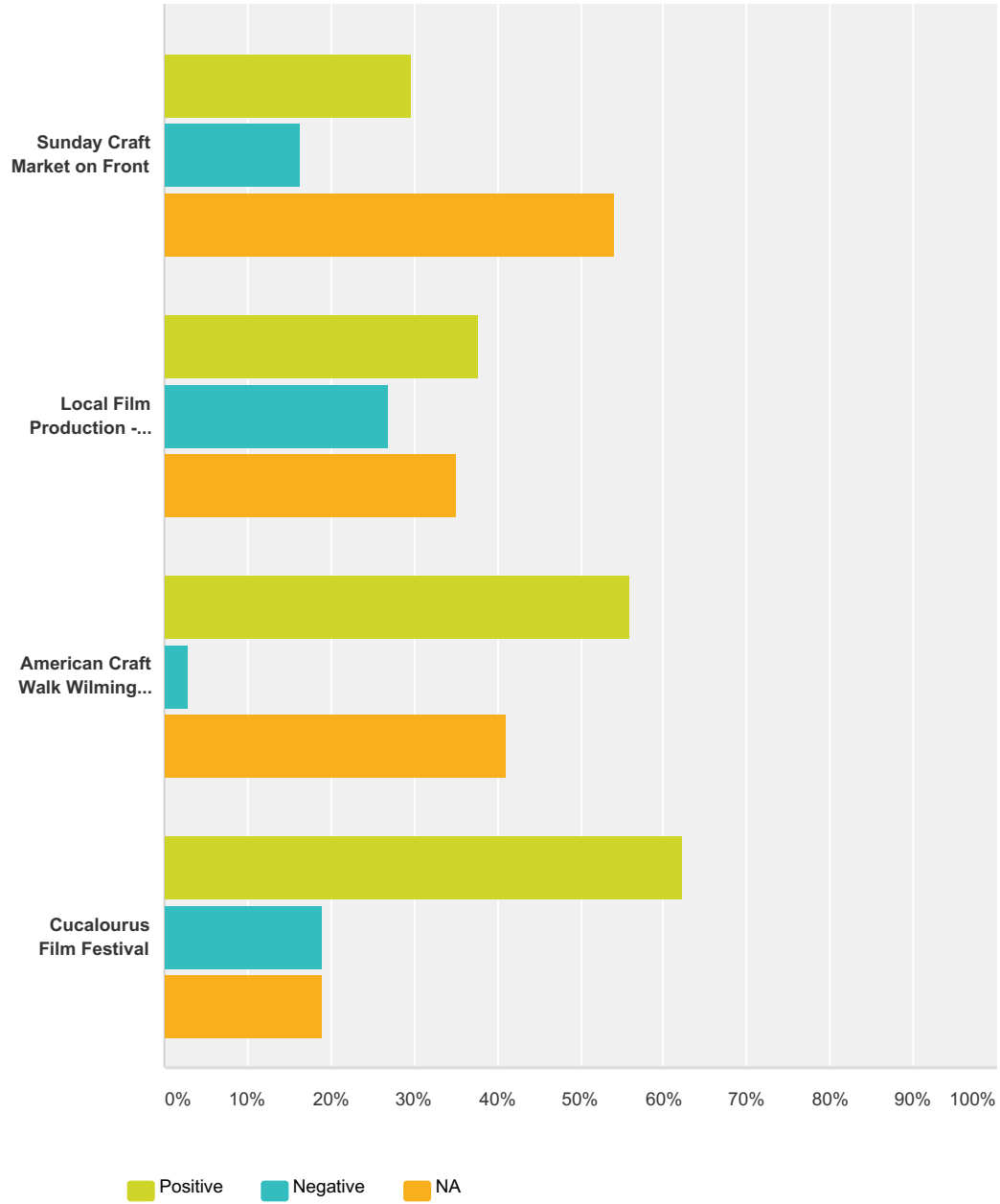
Answered: 37 Skipped: 0



# DBA Survey #2



## DBA Survey #2



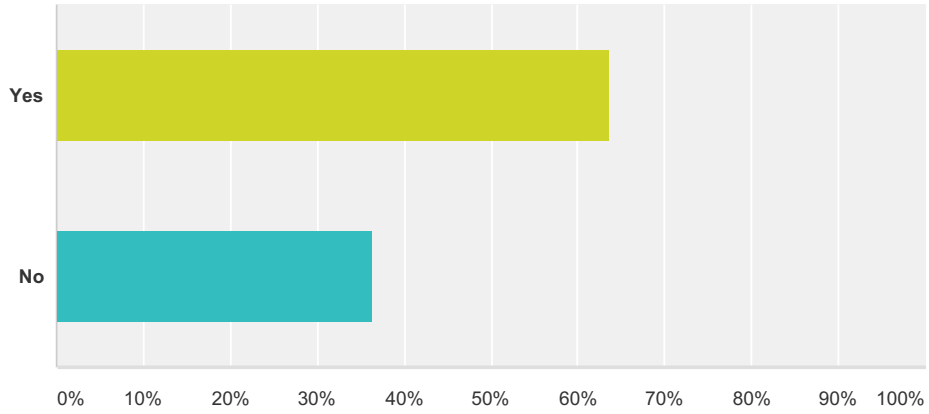
	Positive	Negative	NA	Total
Azalea festival	64.86% 24	29.73% 11	5.41% 2	37
PPD Ironman	45.95% 17	29.73% 11	24.32% 9	37
St. Patrick's Day Festival & Parade	45.95% 17	18.92% 7	35.14% 13	37
4th of July	72.97% 27	13.51% 5	13.51% 5	37
Riverfest	54.05% 20	35.14% 13	10.81% 4	37
Friday Night Summer Concert Series	47.22% 17	22.22% 8	30.56% 11	36

## DBA Survey #2

Rims on the River	<b>62.16%</b> 23	<b>10.81%</b> 4	<b>27.03%</b> 10	37
Holly Jolly Stroll	<b>48.65%</b> 18	<b>5.41%</b> 2	<b>45.95%</b> 17	37
Christmas Parade	<b>37.84%</b> 14	<b>10.81%</b> 4	<b>51.35%</b> 19	37
Christmas Tree Lighting	<b>32.43%</b> 12	<b>8.11%</b> 3	<b>59.46%</b> 22	37
Martin Luther King Parade	<b>29.73%</b> 11	<b>16.22%</b> 6	<b>54.05%</b> 20	37
Orange Street Arts Festival	<b>51.35%</b> 19	<b>10.81%</b> 4	<b>37.84%</b> 14	37
Farmer's Market	<b>55.56%</b> 20	<b>11.11%</b> 4	<b>33.33%</b> 12	36
Sunday Craft Market on Front	<b>29.73%</b> 11	<b>16.22%</b> 6	<b>54.05%</b> 20	37
Local Film Production - street closings	<b>37.84%</b> 14	<b>27.03%</b> 10	<b>35.14%</b> 13	37
American Craft Walk Wilmington (new this year)	<b>55.88%</b> 19	<b>2.94%</b> 1	<b>41.18%</b> 14	34
Cucalourus Film Festival	<b>62.16%</b> 23	<b>18.92%</b> 7	<b>18.92%</b> 7	37

## Q2 Are there other types of events you would like to see happening downtown Wilmington?

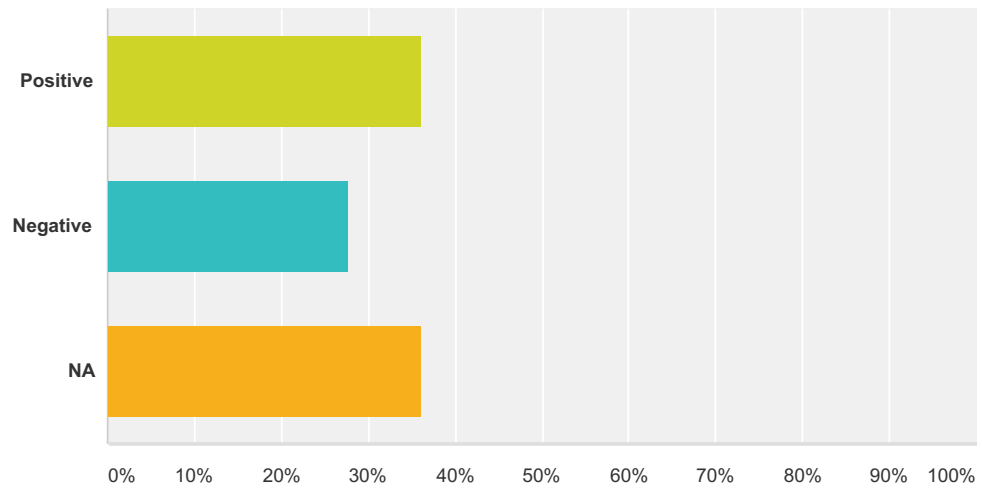
Answered: 33 Skipped: 4



Answer Choices	Responses	
Yes	63.64%	21
No	36.36%	12
<b>Total</b>		<b>33</b>

### Q3 How do you feel the new North End City Park will affect your business?

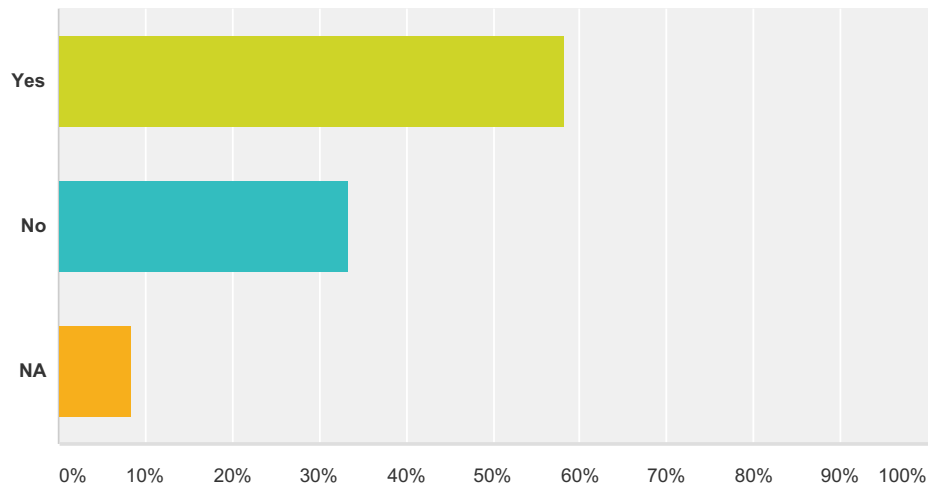
Answered: 36 Skipped: 1



Answer Choices	Responses
Positive	36.11% 13
Negative	27.78% 10
NA	36.11% 13
<b>Total</b>	<b>36</b>

### Q4 Would you be in favor of moving some events to the North End City Park?

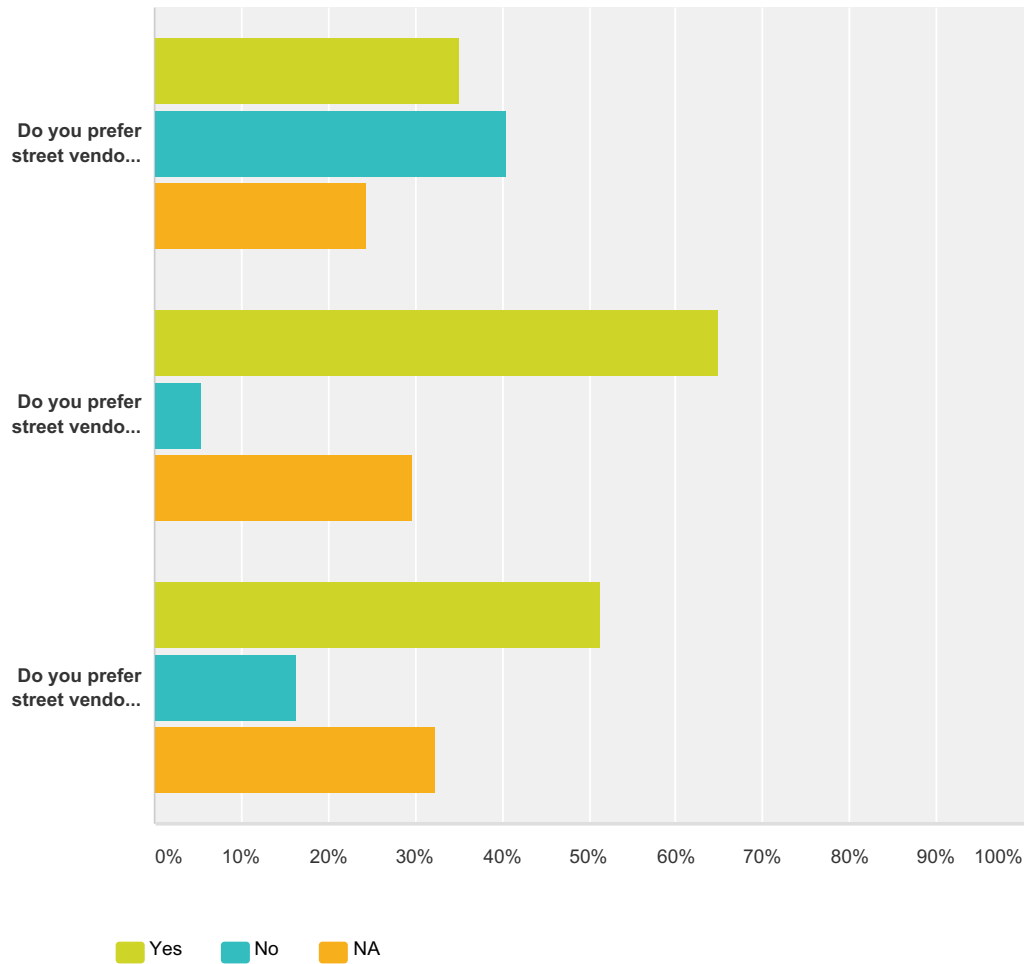
Answered: 36 Skipped: 1



Answer Choices	Responses
Yes	58.33% 21
No	33.33% 12
NA	8.33% 3
<b>Total</b>	<b>36</b>

**Q5 Regarding street vendor tents, please answer the following questions and comment.**

Answered: 37 Skipped: 0

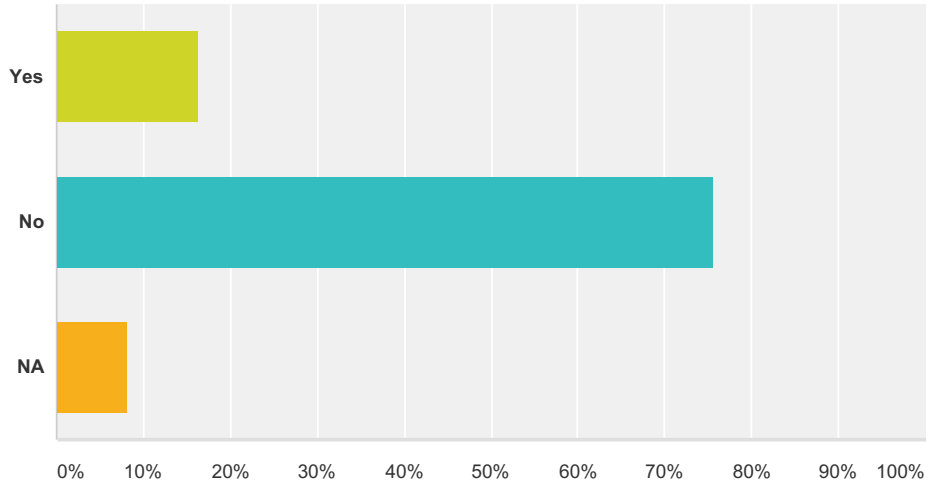


	Yes	No	NA	Total
Do you prefer street vendor tents be spaced further apart?	35.14% 13	40.54% 15	24.32% 9	37
Do you prefer street vendor tents be set up starting at the yellow line in the center of the road with no overflow onto sidewalk?	64.86% 24	5.41% 2	29.73% 11	37
Do you prefer street vendor tents be placed along finger streets as well as Front & Market?	51.35% 19	16.22% 6	32.43% 12	37



**Q6 Many events are scheduled on a holiday on which dates the street parking is free. Should the City continue to charge an escalated rate for the parking deck spaces during events while street parking is free?**

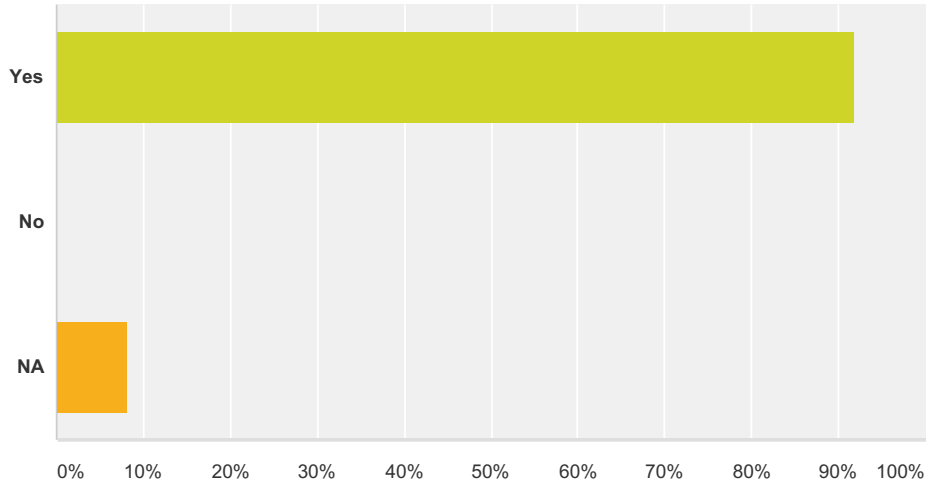
Answered: 37 Skipped: 0



Answer Choices	Responses
Yes	16.22% 6
No	75.68% 28
NA	8.11% 3
<b>Total</b>	<b>37</b>

**Q7 Should vendors be required to unload and move their vehicles to city lots to allow clearer access to established businesses?**

Answered: 37 Skipped: 0



Answer Choices	Responses	
Yes	91.89%	34
No	0.00%	0
NA	8.11%	3
<b>Total</b>		<b>37</b>